


DME Patch+
INTELLIGENT RFID PATCH MANAGEMENT

WHY USE A PATCH MANAGEMENT SYSTEM?

Network engineering today uses both passive and active management systems to support the administrator's work. These systems are required to be both safe and transparent, simply structured and yet universally applicable, low cost during installation and operation whilst leaving the option for extensions at a later stage in order to integrate existing structures into a new concept. DME Patch+ combines all of these requirements and offers an active instrument to solve network-specific problems. The system is based on "Radio-Frequency-Identification" (RFID) technology which allows the determination of positions within a patch field and their correlation with specific mechanical conditions. The network infrastructure of this technology will grow continually and significantly over the years to come, inevitably bringing about the need to restructure existing networks in order to make cost structures as well as organizational and operational expenditures of such installations fit for the future



BUS SYSTEM

The Bus System connects all RFID components with the analyzer, a control unit monitoring all detectors of a rack. Additionally, the bus system controller automatically recognizes the modules (hot-pluggable) and their position.


FIBER MODULE WITH RFID DETECTOR

DME PROLINK Fiber module is available in a wide range of versions. The DME Patch+ extension allows you to include our SC, LC and E2000 adapter systems. The RFID detector is built into the adapter holder and is fitted with one LED for each port to show each port status and display work orders. With the RFID detector it is possible to determine positions and connections contactless within a patch field and to correlate them with their specific mechanical conditions.




FUNCTIONING

The connectors at both cable ends contain transponders which are registered by DME Patch Plus's sensor unit. The unique identification number pertaining to these tags is registered, organized by the Analyzer, transferred to the system server and entered into the database. Now it has become possible to localize the positions of both cable ends within the patch field and thus to establish a connection which is analyzed by the administration software. This system makes it possible to set up time-dependent schedules by using a work order connection, to integrate already established connections into the system, to detect and report faulty patchings in real time and to put them back step by step to the secured state. Each modification to the system is being monitored and documented.



ANALYZER

The Analyzer is a stand-alone processing unit into which DME Rack is integrated and which collects all data from the individual fiber modules via the Bus System. The Analyzer analyses these data and transfers them via the network to the system server. Two different versions of the Analyzer are available: the Analyzer compact and the Analyzer professional which includes a control display and control knobs. An Analyzer can handle up to 1920 ports.

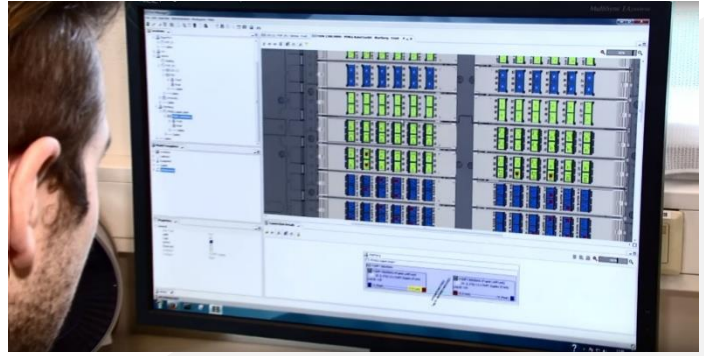


PATCH CABLE WITH RFID TAG

The RFID tag is attached to the connector housing of the patch cable with a special clip which allows conventional patch cables to be retrofitted and remain compatible. Each RFID tag has a unique number identifying each patch cable within DME Patch+ System environment as well as additional data sources, allowing an efficient administration of individual cables in a patch field.

IIM SOFTWARE INTEGRATION

As part of the DME Patch+ concept we also offer the integration possibility via a special IIM software (Intelligent Infrastructure Management) to schedule, monitor and document data networks. Individual network components can be allocated to different positions via an intuitive operating concept thus allowing a logical and graphical 1:1 network view in the administration software. The data from DME Patch+ can be evaluated and integrated into various processes, making it possible, for example, to set off an alerting process once a patch cable has been removed. MACs (Moves, Adds, Changes) can be scheduled and their operational sequence be controlled via the work order tool. By data integration with DME Patch+ it becomes possible to provide the technician on site with a visual display of the necessary connections thanks to the port LEDs. Once a patch has been established correctly, the work order is acknowledged, thus successfully eliminating any faulty patchings. Additionally, other data (such as status reports or configuration parameters) can be exchanged with active network components, allowing an efficient operation of the networking system.



ADVANTAGES

By using our patch management system DME Patch+ nothing is left to chance any more. Working procedures of network administrators and their technicians can be newly defined and structured more efficiently, which means that larger networks can be managed with fewer resources. Valuable working time can be saved or utilized for other purposes. Gone are the times when administrators had to spend time looking for wrongly patched or unused connections, when errors occurred in documentation and in the system itself, laying the grounds for almost unmanageable chaos. A simple automatic registration of the ACTUAL status with an immediate comparison to TARGET status is as much part of the advantages as the possibility to put the system back to secure status at unrivalled low costs and efforts. Last not least, the automatic documentation of all activities within a system is an incorruptible, precise and effortless feature of the system. The amount of information thus gained contributes to a very high degree to the safety of a network system. Tasks can be scheduled for uncritical periods and be carried out without problems by delegated staff members. This allows a predictable and manageable organization of work as a valuable resource. The modular concept of the system already now offers the possibility to integrate optional components, new functions or further developments with a minimum of installation efforts, which allows to adapt the system quickly and easily to growing demands you may have in future.



Global Wire & Cable
The Industry's Choice For Cabling Solutions

Jebel Ali Free Zone, Dubai, UAE

Tel: +971-(4)-811 8000; Fax: +971-(4)-880 9360

Email: info@dmeprolink.com

Website: www.dmeprolink.com